

24

OLEV

EXCLUSIVE LAMPS
Made in Italy

EXCLUSIVE LAMPS

Made in Italy






FACCIAMO TUTTO A MANO,
IN ITALIA, DA SEMPRE.

HANDMADE IN ITALY,
EVER SINCE.





OLEV è un'azienda Made in Italy che realizza lampade dal design originale con luce intelligente.

Non ci limitiamo nel creare semplici corpi che emanano luce, ma aggiungiamo sempre un plus-valore: alcune lampade possono assorbire i rumori o purificare l'aria.

Progettiamo lampade in grado di imitare la luce del Sole e le sue variazioni di colore e intensità durante la giornata, per generare anche in ambienti interni la stessa sensazione di serenità che si prova in un ambiente naturale.

La luce, per OLEV, è uno strumento per aumentare il benessere psico-fisico delle persone.

OLEV is a Made in Italy company that produces lamps with an original design and smart light.

We don't create simple bodies that emit light, we always add a plus value to our products: some lamps can absorb noise or purify the air.


We design lamps capable of imitating sunlight and its variations in color and intensity throughout the day, to create the same feeling of serenity that you feel in a natural environment.

Light, for OLEV, is a way to increase the human psycho-physical well-being.

FINITURE METALLICHE E ESSENZE
METAL FINISHES AND VENEERS



FINITURE METALLICHE
METAL FINISHES



FINITURE METALLICHE
METAL FINISHES



FINITURE METALLICHE
METAL FINISHES



COLORI VETRO
GLASS COLOURS




COLORI VETRO BALLOTON
BALLOTON GLASS COLOURS



INDOOR


LAMPADE A SOSPENSIONE
SUSPENSION LAMPS

Indice interattivo:
clicca sulla foto
Interactive index:
click on the photo




ANDROMEDA PAGE 84
BEAM STICK GLASS PAGE 98
BEAM STICK METAL PAGE 102
BEAM STICK NUANCE PAGE 50

NEW




BEAM STICK NUANCE Ø450 PAGE 64
BEAM STICK NUANCE BALLOTON PAGE 56
BEAM STICK NUANCE BALLOTON Ø350 PAGE 60
ECLIPSE NUANCE SILENCE PAGE 68
EXAGON PAGE 42

NEW



EXAGON SILENCE PAGE 38
EXAGON SILENCE GREEN PAGE 36
EXAGON SILENCE BIOLIGHT PAGE 40
GAVIN PAGE 88
GAVIN SILENCE LEAF PAGE 32


NEW




LANACOTTA PAGE 136
LONGUETTE PAGE 134
MEETING SILENCE LEAF PAGE 122



MERCEDES PAGE 118
LA PALLINA SP PAGE 138
OVERFLY PAGE 72
OVERFLY PLUS PAGE 78



POLY ESAGONO PAGE 46
POLY LINEAR PAGE 94
SHINE VERTICAL PAGE 114
SHINE VERTICAL PLUMAGE PAGE 116



SPHERE PAGE 142
PURE BIOAIR PAGE 130
STAGE HORIZONTAL SILENCE PAGE 126





TRISEL PAGE 90

INDOOR

LAMPADE DA SOFFITTO & PARETE
CEILING & WALL LAMPS

Indice interattivo:
clicca sulla foto
Interactive index:
click on the photo



INDOOR

LAMPADE DA SOFFITTO INCASSO
BUILT-IN CEILING LAMPS



INDOOR

LAMPADE DA BINARIO 48V
TRACK LAMPS 48V

Indice interattivo:
clicca sulla foto
Interactive index:
click on the photo




BEAM MASTER
TRACK 48V Ø25
PAGE 298




BEAM MASTER TRACK 48V Ø35 - 60 - 80
PAGE 302



BEAM MASTER
TRACK 48V
Ø60 ZUMMY
PAGE 304



EYE SPOT TRACK 48V
PAGE 306



LA PALLINA TRACK 48V
PAGE 312



OVERFLY TRACK 48V
PAGE 308



SHINE SPOT TRACK 48V
PAGE 310


LAMPADE DA BINARIO 230V
TRACK LAMPS 230V



BEAM MASTER TRACK 230V Ø 60 - 80
PAGE 314

INDOOR

LAMPADE DA TAVOLO
TABLE LAMPS




ANTARTIC
PAGE 244



DRUM
PAGE 256



FLAMINGO T
PAGE 258



LA PALLINA
PAGE 248




MAKÀ
PAGE 254



TEE
PAGE 250

LAMPADE DA TERRA
FLOOR LAMPS




BOOM
PAGE 274




CRANE
PAGE 286



FLAMINGO PT
PAGE 284



JOINTED
PAGE 280



NAKED
PAGE 282



FLORIT PT
PAGE 290




SLIGHT PT
PAGE 292



THIRTIES
PAGE 270



TOP
PAGE 294



NEW

TERRA&LUNA PT
PAGE 266



NEW

TRISEL PT
PAGE 262



OUTDOOR

LAMPADE DA PARETE WALL LAMPS

Indice interattivo:
clicca sulla foto
Interactive index:
click on the photo



MARKIL
PAGE 318



UP&DOWN
PAGE 322

LAMPADE DA SOFFITTO INCASSO BUILT-IN CEILING LAMPS



MINI DOT DOWN LIGHT
PAGE 326



MAXI DOT DOWN LIGHT
PAGE 328



OUTDOOR

LAMPADE DA TERRA FLOOR LAMPS




CEMENTO
PAGE 346




GROUNDING
PAGE 344




MAXI DOT SPOT
PAGE 352



MINI DOT SPOT
PAGE 356



SPREAD
PAGE 340




STEP LINE
PAGE 350



TORCH
PAGE 342



ZOELLA
PAGE 336



NEW
PEPITO
PAGE 332


LAMPADE DA TERRA INCASSO BUILT-IN FLOOR LAMPS



MAXI DOT UP LIGHT
PAGE 362



MINI DOT UP LIGHT
PAGE 364



MINI DOT GLASS UP LIGHT
PAGE 366

LAMPADE FONOASSORBENTI
SOUND-ABSORBING LAMPS



LA LUCE CHE ASSORBE
IL RUMORE
DESIGNER LIGHTING THAT
ABSORBS NOISE

Le lampade fonoassorbenti OLEV garantiscono una corretta illuminazione e allo stesso tempo **riducono la rumorosità dell'ambiente.**

Attraverso speciali materiali fonoassorbenti utilizzati per il corpo illuminante, **uniscono il comfort visivo della luce al comfort acustico,** per favorire il massimo benessere.

Il tutto senza rinunciare alla personalità di un raffinato oggetto di design, che arreda l'ambiente in modo elegante.

OLEV sound-absorbing lamps ensure proper lighting and at the same time, **reduce surrounding noise.**

Through special sound-absorbing materials, they **combine the visual comfort of light with acoustic comfort for the best possible well-being.**

All this with the personality of a refined design element, which decorates the room in an elegant way.



BIOLIGHT



LE VARIAZIONI
DELLA LUCE NATURALE
NATURAL LIGHT VARIATIONS

Biolight è la tecnologia OLEV che riproduce la variazione della luce naturale in **maniera completamente automatica**.

Grazie a Biolight, è possibile avere la luce più adatta alle proprie esigenze psico-fisiche in ogni momento della giornata.

Biolight is the OLEV technology that reproduces the variation of natural light in a completely **automatic way**.

Thanks to Biolight, you can have the light that best suits your psycho-physical needs at any time of day.



DIM TO WARM



LA LUCE CALDA E SOFFUSA
DI UNA VOLTA

WARM LIGHT WITH THE
TRADITIONAL COZY GLOW

La tecnologia Dim to Warm consente di **controllare contemporaneamente la temperatura di colore della luce e la sua intensità.**


Abbassando l'intensità attraverso il dimmer del corpo illuminante si crea una luce calda ideale per abitazioni, hotel e ristoranti.

Proprio come le vecchie lampade alogene, ma con tutti i vantaggi dei LED più avanzati.

The Dim to Warm technology allows you to **control the colour temperature of the light and its intensity at the same time.**

Reducing the intensity through the dimmer of the lighting fixture generates a warm light ideal for homes, hotels, and restaurants.

Just like the old halogen lamps, but with all the advantages of the most advanced LEDs.



TUNABLE WHITE



La tecnologia Tunable White consente di **controllare separatamente la temperatura di colore e l'intensità della luce.**

A differenza del Dim to Warm, con Tunable White è possibile abbassare o aumentare l'intensità mantenendo la stessa temperatura di colore, e viceversa.

Tunable White technology allows **separate control of colour temperature and light intensity.**

Unlike Dim to Warm, with Tunable White, you can lower or increase the intensity while maintaining the same colour temperature, or vice versa.



ACTIVE



LA LUCE IDEALE,
COMPLETAMENTE AUTOMATICA
THE IDEAL LIGHT THAT ADJUSTS
AUTOMATICALLY

Active è la tecnologia OLEV che regola automaticamente l'intensità della luce artificiale **sulla base della quantità di luce naturale presente nell'ambiente.**

Grazie ad Active, è possibile avere la luce artificiale perfettamente tarata sulle proprie esigenze funzionali in ogni momento della giornata.

Active is the OLEV technology that automatically adjusts the intensity of artificial light **based on the amount of natural light available in the environment.**

Thanks to Active, you can have an artificial light tailored precisely to your functional requirements at any time of day.



INDOOR

INDOOR

INDOOR
**LAMPADE A
SOSPENSIONE**
**SUSPENSION
LAMPS**

INDOOR

GAVIN SILENCE LEAF

Design OLEV Design Lab

Registered Design



VERE FOGLIE CHE GRAZIE AL
PROCESSO DI STABILIZZAZIONE NON
NECESSITANO NÈ DI ACQUA NÈ DI
MANUTENZIONE.

THANKS TO THE STABILIZATION
TREATMENT, THE REAL LEAFS NEED
NO WATER OR MAINTENANCE.

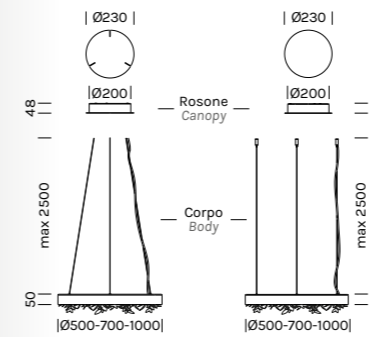





GAVIN SILENCE LEAF

Lampada fonoassorbente
 Ferro, vere foglie stabilizzate
 Fascio di luce verso il basso

Soundabsorbing lamp
 Iron, real stabilized leaves
 Light beam: downward-projected



EXAGON SILENCE GREEN

Design Filippo Cannata & OLEV Design Lab


Registered Design



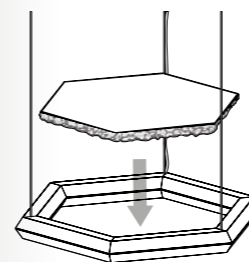
EXAGON SILENCE GREEN

Lampada fonoassorbente
Alluminio e licheni
Fascio di luce verso l'alto e verso il basso

Soundabsorbing Lamp
Aluminum and lichens
Light beam: upward and downward-projected



BR



Il lichene naturale è un materiale fonoassorbente.
Viene raccolto a mano e successivamente stabilizzato:

- si mantiene fresco e morbido nel tempo
- è antistatico
- non cresce
- non necessita di acqua
- rappresenta un ambiente ostile per la riproduzione di insetti
- certificato per assorbimento acustico e resistenza al fuoco

Natural lichen is a sound-absorbing material.
It is collected by hand and then stabilized:


- it remains fresh and soft over time
- antistatic
- does not grow
- needs no water
- it is a hostile environment for the insects
- certified for sound absorption and fire resistance



EXAGON SILENCE

Design Filippo Cannata & OLEV Design Lab


Registered Design



EXAGON SILENCE

Lampada fonoassorbente
Alluminio e ferro
Fascio di luce verso l'alto e verso il basso


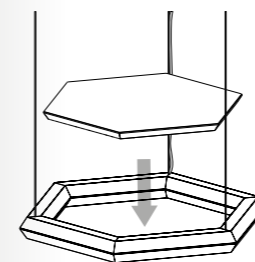
Soundabsorbing Lamp
Aluminum and iron
Light beam: upward and downward-projected



BR

La lampada è pannellata internamente con un lamierino microforato dalle proprietà fonoassorbenti.


The lamp is internally panelled with micro-perforated metal sheet with sound-absorbing properties.



EXAGON SILENCE BIOLIGHT

Design Filippo Cannata & OLEV Design Lab


Registered Design



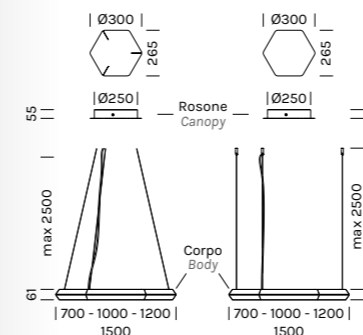
EXAGON SILENCE BIOLIGHT

Lampada fonoassorbente con tecnologia Biolight
Alluminio e ferro
Fascio di luce verso l'alto e verso il basso

Soundabsorbing Lamp with Biolight technology
Aluminum and iron
Light beam: upward and downward-projected



BR



Exagon Silence unita alla tecnologia Biolight segue e rispetta il ritmo circadiano riproducendo le stesse variazioni di luce di un ambiente aperto, in maniera completamente automatica.

Exagon Silence together with Biolight technology follows the circadian rhythm by propagating automatically the same light variations of an open environment.

EXAGON

Design Filippo Cannata

Registered Design



DESIGN INEDITO
DOPPIA SORGENTE LUMINOSA
VOLUMINOSA FORMA ESAGONALE

UNIQUE AND REFINED LAMP DESIGN
DOUBLE LIGHT SOURCE
VOLUMINOUS HEXAGONAL SHAPE






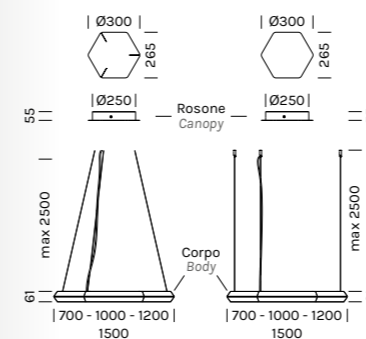
EXAGON

Alluminio
Fascio di luce verso l'alto e verso il basso

Aluminum
Light beam: upward and downward-projected



BR



POLY ESAGONO

Design Michele Marcon

Registered Design

DESIGN INEDITO
DOPPIA SORGENTE LUMINOSA
SEZIONE ESAGONALE

UNIQUE LAMP DESIGN
DOUBLE LIGHT SOURCE
HEXAGONAL SECTION

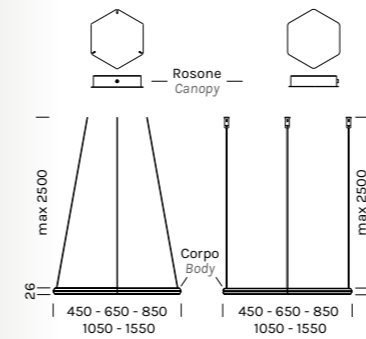





POLY ESAGONO

Alluminio
Fascio di luce verso l'alto e verso il basso

Aluminum
Light beam: upward and downward-projected



Lampada a sospensione, esagonale nella forma e nella sezione del profilo. La collezione Poly Esagono propone una luce monodirezionale o bidirezionale verso il basso e verso l'alto, in contemporanea o singolarmente in base alla preferenza dell'utente.

A suspension lamp with hexagonal shape and profile section. The Poly Esagono collection offers a one or two-way downward and upward pointing light, simultaneously or individually based on the user's preference.

BEAM STICK NUANCE

Design Marc Sadler

Registered Design



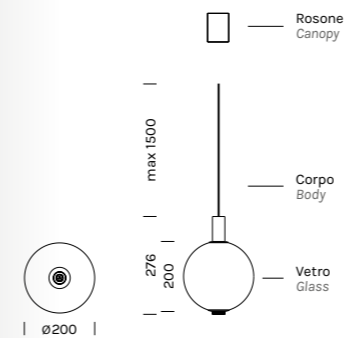





BEAM STICK NUANCE

Alluminio e vetro soffiato a bocca
Fascio di luce diffuso verso il basso

Aluminum and mouth-blown glass
Light beam: diffused downward-projected



Beam Stick Nuance è una lampada sferica a sospensione in vetro soffiato a bocca. Made in Italy con orgoglio, è creata unendo 3 diversi strati di vetro sovrapposti per restituire così una particolare texture dall'effetto sfumato.

Beam Stick Nuance is a suspension lamp made by mouth-blown glass. The lamp is Made in Venice with pride, using 3 different layers of expertly crafted glass to achieve the unique gradient effect.



BEAM STICK NUANCE
BALLOTON

Design Marc Sadler

Registered Design

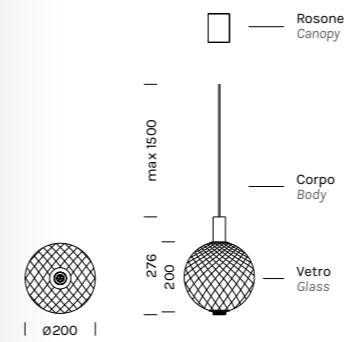




BEAM STICK NUANCE *BALLOTON*

Alluminio e vetro soffiato a bocca
Fascio di luce diffuso verso il basso

Aluminum and mouth-blown glass
Light beam: diffused downward-projected



BEAM STICK NUANCE BALLOTON Ø350

VETRO SOFFIATO A BOCCA
EFFETTO IMBOTTITURA
COLORAZIONE SFUMATA

MOUTH BLOWN GLASS
PADDING EFFECT
DECORATIVE FADED COLOUR

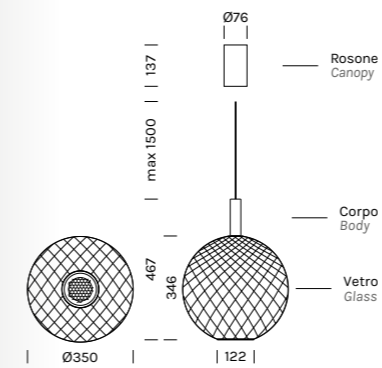





BEAM STICK NUANCE BALLOTON Ø350

Alluminio e vetro soffiato a bocca
Fascio di luce diffuso verso il basso

Aluminum and mouth-blown glass
Light beam: diffused downward-projected



BEAM STICK NUANCE Ø450

Design Marc Sadler

Registered Design






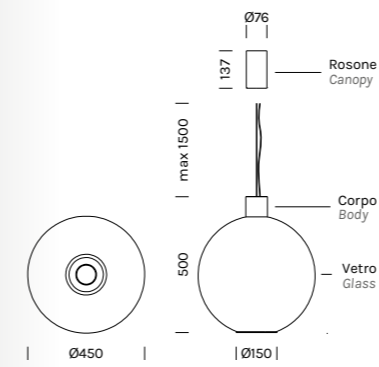
BEAM STICK NUANCE Ø450

Alluminio e vetro soffiato a bocca
Fascio di luce diffuso verso il basso

Aluminum and mouth-blown glass
Light beam: diffused downward-projected



BO VBI



ECLIPSE NUANCE SILENCE

Design Marc Sadler

Registered Design



PROPRIETÀ FONOASSORBENTI
DESIGN RAFFINATO
LUCE FOCALIZZATA

SOUND-ABSORBING PROPERTIES
REFINED LAMP DESIGN
FOCUSED LIGHT






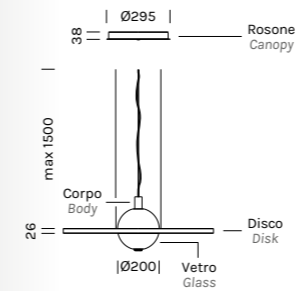
ECLIPSE NUANCE SILENCE

Lampada fonoassorbente
Ferro e vetro soffiato a bocca
Fascio di luce verso il basso

Soundabsorbing lamp
Iron and mouth-blown glass
Light beam: downward-projected



NO VAM



Eclipse Nuance Silence è una sospensione a LED fonoassorbente. Il fascio di luce del faretto Beam è attenuato dalla sfera in vetro sfumato che lo contiene. Il disco esterno è costituito da un lamierino metallico microforato dalle proprietà fonoassorbenti.

Eclipse Nuance Silence is a LED soundabsorbing suspension. The beam of the spotlight is attenuated by the shaded glass sphere that contains it. The external disk consists of a micro-perforated metal sheet with sound-absorbing properties.

OVERFLY
Design Marc Sadler

Registered Design

LAMPADE CHE SEMBRANO
FLUTTUARE NELL'ARIA
LAMPS FLOATING IN THE AIR



INCISIONI GODRONATE
FORME CURVE E RAFFINATE
LUCE POTENTE

CRISS-CROSS KNURLED DETAILS
CURVED AND REFINED SHAPES
POWERFUL LIGHT

Overfly è una lampada a sospensione leggera ed elegante.

La lavorazione godronata incrociata impreziosisce e riveste tutto il perimetro del disco inferiore creando raffinati riflessi di luce.

La stessa lavorazione viene richiamata anche nel piccolo cilindro superiore, disponibile in tinta 'ton sur ton' o con colorazione a contrasto.

Overfly is an elegant suspension lamp.

The criss-cross knurled engravings embellish and cover the entire perimeter of the lower disc, creating refined reflections of light.

The same processing is also recalled in the small upper cylinder, available in a 'ton sur ton' color or with a contrasting nuance.

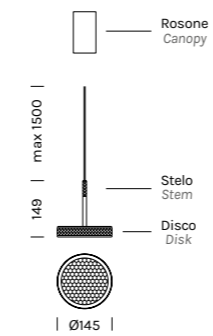




OVERFLY

Alluminio, plexiglass
Fascio di luce verso il basso

Aluminium, plexiglass
Light beam: downward-projected



OVERFLY PLUS

Design Marc Sadler

Registered Design




La sua presenza scenica delicata ed estremamente raffinata è impreziosita dalle incisioni godronate incrociate che rivestono tutto il perimetro del disco inferiore.

Its delicate and extremely refined stage presence is embellished by criss-cross knurled incisions that cover the entire perimeter of the lower disc.



È ideale per illuminare un tavolo da pranzo, grazie alla luce diretta verso il basso resa confortevole dal filtro a nido d'ape.

It is ideal for illuminating a dining table, thanks to the direct downward light made comfortable by the honeycomb filter.

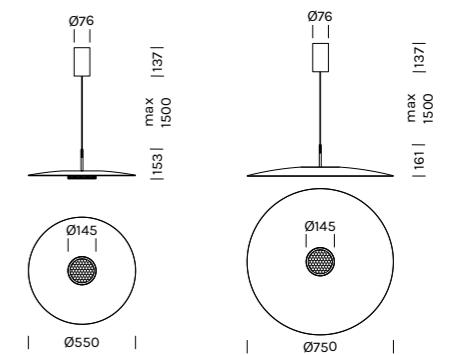




OVERFLY PLUS

Alluminio, plexiglass
Fascio di luce verso il basso

Aluminium, plexiglass
Light beam: downward-projected



ANDROMEDA


Design WE DON'T DESIGN + Davide Lanfranco

Registered Design



DOPPIA SORGENTE LUMINOSA
EFFETTO 'CIELO STELLATO'
ALTISSIMA RESA CROMATICA

DOUBLE LIGHT SOURCE
STARRY NIGHT SKY EFFECT
HIGH COLOUR RENDERING INDEX






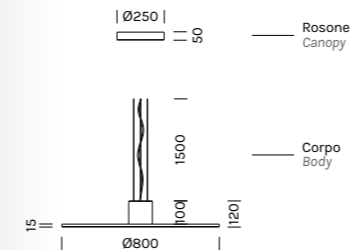
ANDROMEDA

Ferro
Fascio di luce verso l'alto e verso il basso

Iron
Light beam: upward and downward-projected



NO



Sospensione a LED di design con fascio di luce sia verso il basso sia verso l'alto. Splendido effetto cielo stellato su tutta la superficie inferiore della lampada.

Design suspension lamp with an upward / downward projected light beam. Splendid starry night sky effect on the external surface of the lamp.



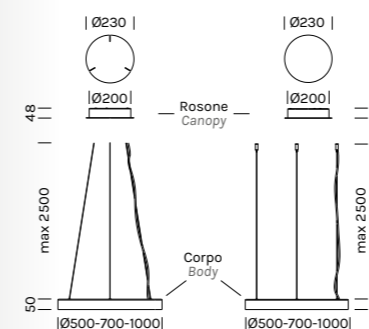

GAVIN
Design Massimo Tonetto



GAVIN

Ferro
Fascio di luce verso il basso

Iron
Light beam: downward-projected



TRISEL

Design _blank design studio

Registered Design

VETRO CANNETTATO
LUCE DIFFUSA E MORBIDA
VERNICIATURA A LIQUIDO A MANO

FLUTED GLASS
DIFFUSED AND SOFT LIGHT
LIQUID PAINTED BY HAND


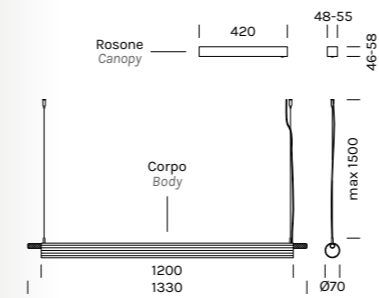




TRISEL

Alluminio, vetro borosilicato
Fascio di luce diffuso

Aluminum, borosilicate glass
Light beam: diffused



POLY LINEAR
Design Michele Marcon

SEZIONE ESAGONALE
DOPPIA SORGENTE LUMINOSA
LUNGHEZZA PERSONALIZZABILE


HEXAGONAL SECTION
DOUBLE LIGHT SOURCE
CUSTOMIZABLE LENGTH




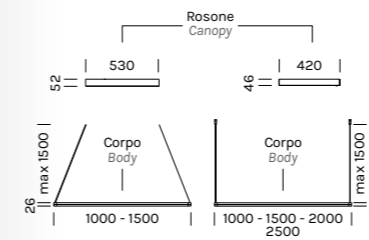
POLY LINEAR

Alluminio
Fascio di luce verso l'alto e verso il basso

Aluminum
Light beam: upward and downward-projected



BR



BEAM STICK GLASS

Design Marc Sadler

Registered Design

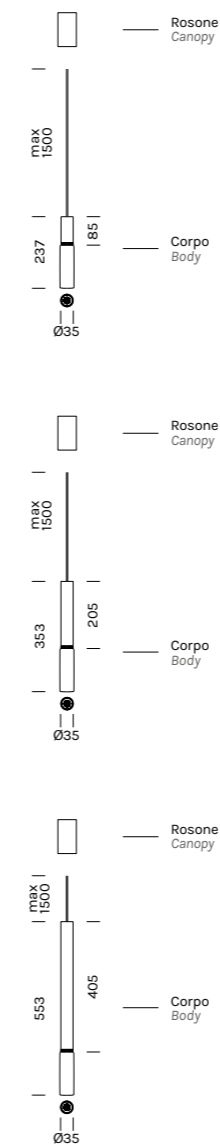




BEAM STICK GLASS

Alluminio e vetro
Fascio di luce diffuso verso il basso

Aluminum and glass
Light beam: diffused downward-projected



BEAM STICK METAL COLLECTION

Design Marc Sadler


Registered Design



Corpo Body	Bianco superOpaco Super-matt white	Titanio Titanium	Nero superOpaco Super-matt black	Brunito verniciato Painted burnished	Oro ricco Rich gold	Rame rosa Pink copper
Ghiera Ring	Nero superOpaco Super-matt black	Nero superOpaco Super-matt black	Oro ricco Rich gold	Oro ricco Rich gold	Oro ricco Rich gold	Nero superOpaco Super-matt black

CREA UN DESIGN UNICO
PERSONALIZZANDO LE FINITURE

CREATE YOUR OWN DESIGN WITH
CUSTOM FINISHES




Ø35

Ø60

Ø80

BEAM STICK METAL Ø35

BEAM STICK METAL Ø 35 H 80
BEAM STICK METAL Ø 35 H 200
BEAM STICK METAL Ø 35 H 400



BEAM STICK METAL Ø60

BEAM STICK METAL Ø 60 H 80
BEAM STICK METAL Ø 60 H 200
BEAM STICK METAL Ø 60 H 400




Ø60

BEAM STICK METAL Ø80

BEAM STICK METAL Ø 80 H 80
BEAM STICK METAL Ø 80 H 200
BEAM STICK METAL Ø 80 H 400




Ø80



BEAM STICK METAL COLLECTION

Alluminio
Fascio di luce verso il basso

Aluminum
Light beam: downward-projected



SHINE VERTICAL

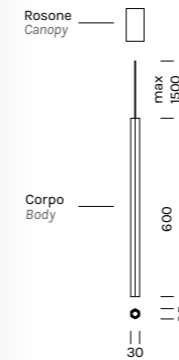

Design Michele Marcon



SHINE VERTICAL

Ottone
Fascio di luce verso il basso

Brass
Light beam: downward-projected



SHINE VERTICAL PLUMAGE

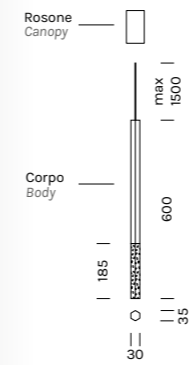

Design Michele Marcon




SHINE VERTICAL PLUMAGE

Ottone, plexiglass, piume decorative
Fascio di luce verso il basso

Brass, plexiglass, decorative feathers
Light beam: downward-projected



MERCEDES
Design OLEV Design Lab



DESIGN MINIMALE ED ESSENZIALE
ELEVATO COMFORT VISIVO
CONFORME ALL'ILLUMINAZIONE DI POSTAZIONI
LAVORO E UFFICI


MINIMAL DESIGN
HIGH VISUAL COMFORT
COMPLIANT WITH THE WORKSTATION AND OFFICE
LIGHTING STANDARDS



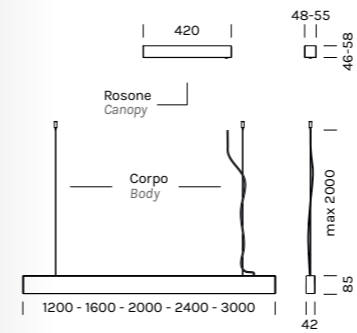
MERCEDES

Alluminio
Fascio di luce verso il basso

Aluminum
Light beam: downward-projected



NG



MEETING SILENCE LEAF

Design OLEV Design Lab

Registered Design



VERE FOGLIE STABILIZZATE
NON NECESSITA MANUTENZIONE
CONFORME ALL'ILLUMINAZIONE DI POSTAZIONI LAVORO E UFFICI

REAL STABILIZED LEAFS
NO MAINTENANCE NEEDED
COMPLIANT WITH THE WORKSTATION AND OFFICE LIGHTING STANDARDS



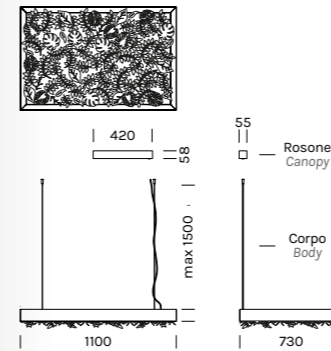
MEETING SILENCE LEAF

Lampada fonoassorbente
 Alluminio, vere foglie stabilizzate
 Fascio di luce verso l'alto e verso il basso

Soundabsorbing lamp
 Aluminum, real stabilized leaves
 Light beam: upward and downward-projected




NG



VERE FOGLIE CHE GRAZIE AL
 PROCESSO DI STABILIZZAZIONE NON
 NECESSITANO NÈ DI ACQUA NÈ DI
 MANUTENZIONE.

THANKS TO THE STABILIZATION
 TREATMENT, THE REAL LEAFS NEED
 NO WATER OR MAINTENANCE.



STAGE HORIZONTAL SILENCE

Design Marc Sadler

Registered Design

PROPRIETÀ FONOASSORBENTI
ELEVATO COMFORT VISIVO
IDEALE PER UFFICI E LUOGHI PUBBLICI

SOUND-ABSORBING PROPERTIES
HIGH VISUAL COMFORT
IDEAL FOR OFFICES AND PUBLIC PLACES






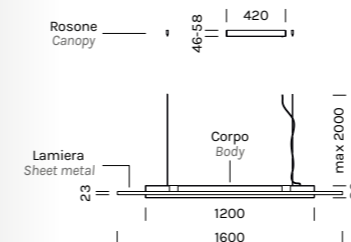
STAGE HORIZONTAL SILENCE

Sospensione fonoassorbente
Ferro e alluminio
Fascio di luce verso il basso

Soundabsorbing suspension lamp
Iron and aluminum
Light beam: downward-projected



NO



Stage Horizontal Silence è una lampada a sospensione a sviluppo orizzontale che integra proprietà fonoassorbenti. Si compone di un lamierino microforato e di un profilo in alluminio che ospita la sorgente luminosa lineare a LED.

Stage Horizontal Silence is a suspension lamp with horizontal development that integrates sound-absorbing properties. It consists of a micro-perforated metal sheet and an aluminium profile that houses the linear LED light source.

PURE BIOAIR

Design OLEV Design Lab

Registered Design




SANIFICA L'ARIA
SCHERMI ANTI-ABBAGLIAMENTO
FILM SUPERFICIALE ANTIBATTERICO

PURIFIES THE AIR
ANTI-GLARE SCREENS
ANTI-BACTERIAL SURFACE FILM



EFFICACIA GERMICIDA 99%*
GERMICIDAL EFFICIENCY 99%*





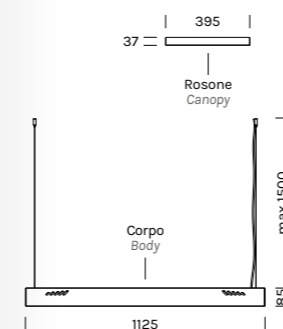
PIANTINE MANGIA-SMOG
SMOG-EATING PLANTS

FILM SUPERFICIALE ANTIBATTERICO
ANTI-BACTERIAL FILM

PURE BIOAIR

Lampada sanificante
Alluminio
Fascio di luce verso il basso

Sanitizer lamp
Aluminum
Light beam: downward-projected



Pure BioAir sanifica l'aria da **germi, batteri e virus tramite luce LED UV-C.**

- **efficienza germicida al 99%***, testata su famiglie di virus ben più resistenti alla radiazione UV-C di quella responsabile del virus Sars-Cov-2
- 100% sicura per occhi e pelle
- non produce ozono
- con fonte LED ad altissima resa cromatica
- rivestita con film anti-batterico ad efficacia 99,99%
- altissimo comfort visivo studiato per chi lavora al PC
- ulteriore versione con piantine verdi 'mangia-smog'

Pure BioAir sanitizes the air from **germs, bacteria and viruses** through a source of UV-C LED rays.

- **99%* germicidal effect**, tested on virus strains much more resistant to UV-C radiation than those responsible for the Sars-Cov-2 virus
- eliminates germs and bacteria with UV-C light
- 100% safety for eyes and skin
- doesn't produce ozone
- LEDs with high colour rendering
- coated with an antibacterial film with 99.99% efficiency
- high visual comfort designed for people working at computers
- also available with smog-eating plants

* La lampada è stata sottoposta a test di laboratorio.

*The lamp has been subjected to lab tests.

LONGUETTE


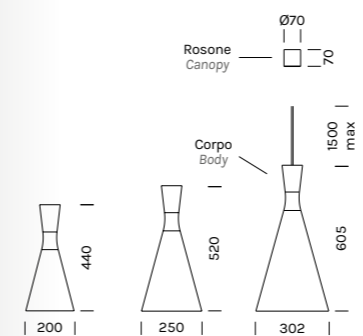

Design OLEV Design Lab



LONGUETTE

Alluminio
Fascio di luce verso il basso

Aluminum
Light beam: downward-projected



LANACOTTA


Design Carlo Cappellotto




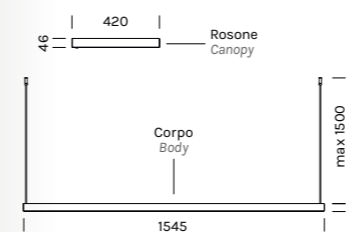
LANACOTTA

Legno rovere
Fascio di luce verso il basso

Durmast wood
Light beam: downward-projected



RV



LA PALLINA SP
Design OLEV Design Lab



VETRO SOFFIATO OPALINO
INCISIONI GODRONATE
VERNICIATURA A LIQUIDO A MANO

OPAL BLOWN GLASS
KNURLED ENGRAVINGS
LIQUID PAINTED BY HAND

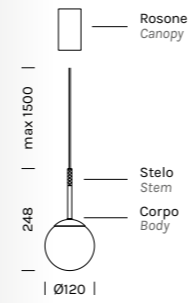




LA PALLINA SP

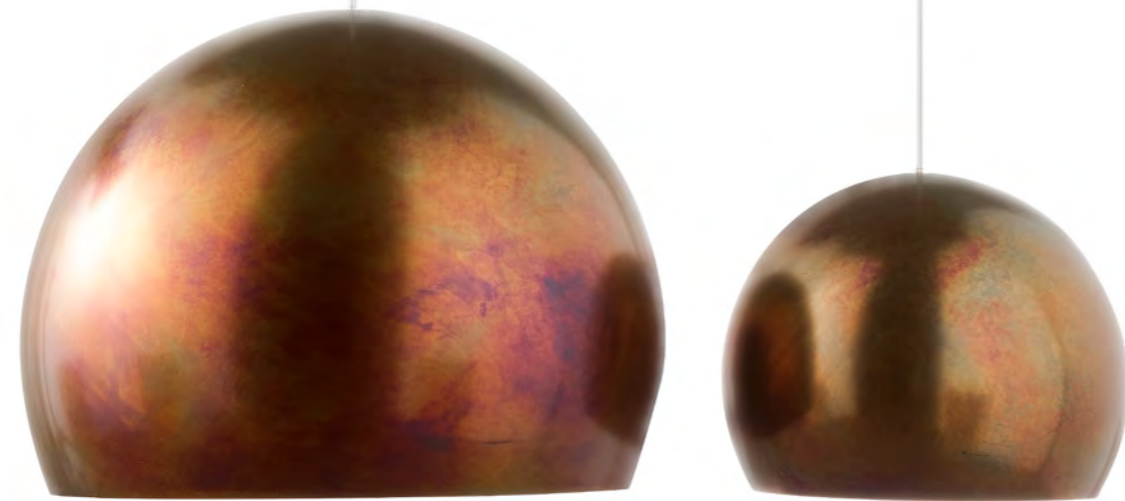
Alluminio, vetro soffiato opalino
Fascio di luce diffuso

Aluminum, opal blown glass
Light beam: diffused



SPHERE

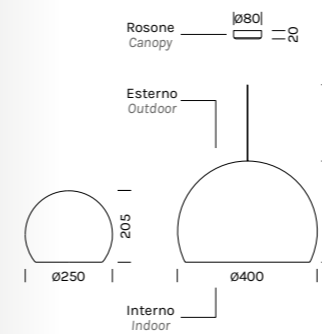

Design OLEV Design Lab



SPHERE

Ferro
Fascio di luce verso il basso

Iron
Light beam: downward-projected



INDOOR

**LAMPADE DA
SOFFITTO & PARETE**

**CEILING &
WALL LAMPS**

ORNATO


Design Lo Studio Mammini Candido


PARETE - WALL
SOFFITTO - CEILING



COMPONIBILE
ELEGANTE
SCENOGRAFICO

MODULAR
ELEGANT
SCENEGRAPHIC






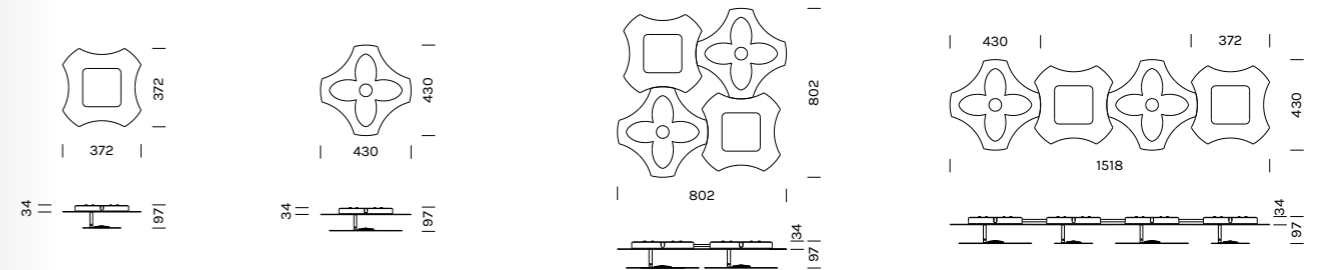
ORNATO

Alluminio
Fascio di luce: diffuso indiretto

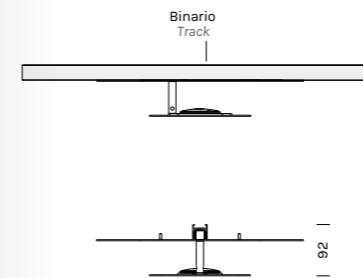
Aluminum
Light beam: diffused



VERSIONE A SOFFITTO
CEILING VERSION



VERSIONE A BINARIO
TRACK VERSION



OTTOMANO

Design Michele Marcon

Registered Design


PARETE - WALL



OTTOMANO

Alluminio
Fascio di luce: diffuso indiretto


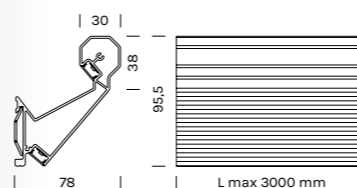
Aluminum
Light beam: diffused



BR


BI

NE





154



155

SEGMENTO

Design Indefinito Design Studio

Registered Design


PARETE - WALL

FLESSIBILE
FLESSIBILE



FLESSIBILE
MULTIPLE APPLICAZIONI
VERNICIATO A LIQUIDO A MANO

FLESSIBLE
MULTIPLE APPLICATIONS
LIQUID PAINTED BY HAND








160

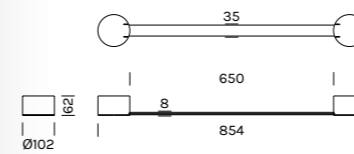
SEGMENTO

Ferro, acciaio armonico
Fascio di luce diffuso

Iron, harmonic steel
Light beam: diffused



NO



161

TRISEL AP

Design _blank design studio

Registered Design

PARETE - WALL

VETRO CANNETTATO
DETTAGLI ZIGRINATI
FLUTED GLASS
KNURLED ENGRAVINGS



162



163

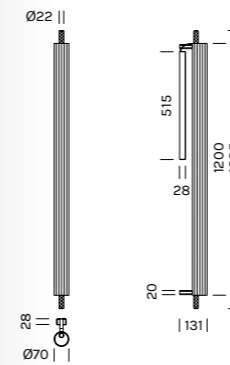




TRISEL AP

Alluminio, vetro borosilicato
Fascio di luce diffuso

Aluminum, borosilicate glass
Light beam: diffused



CHARMER AP

Design Benedetta Nicolich

PARETE - WALL



VETRO CANNETTATO TRASPARENTE
LUCE DIFFUSA E MORBIDA
VERNICIATURA A LIQUIDO A MANO

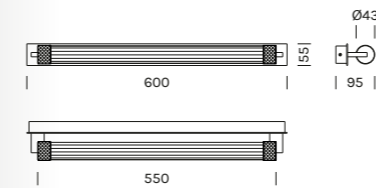

TRANSPARENT FLUTED GLASS
DIFFUSED AND SOFT LIGHT
LIQUID PAINTED BY HAND



CHARMER AP

Ferro, vetro borosilicato
Fascio di luce diffuso

Iron, borosilicate glass
Light beam: diffused



POLY ESAGONO PL

Design Michele Marcon

Registered Design

PARETE - WALL
SOFFITTO - CEILING

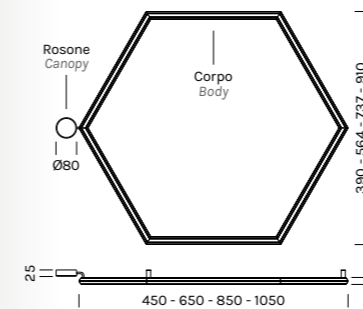





POLY ESAGONO PL

Alluminio
Fascio di luce verso l'alto e verso il basso

Aluminum
Light beam: upward and downward-projected



Lampada a parete e soffitto, esagonale nella forma e nella sezione del profilo. Propone una luce monodirezionale che si rifrange moltiplicandosi sulle sfaccettature della finitura metallica.


Wall and ceiling lamp with hexagonal shape and profile section. It offers a one-way light that is refracted, multiplying itself on the metallic finish facets.

OVERFLY PLUS PL

Design Marc Sadler

Registered Design

SOFFITTO - CEILING






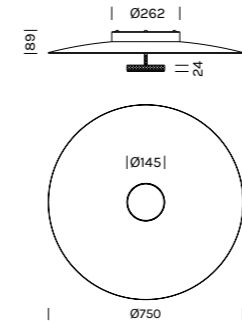
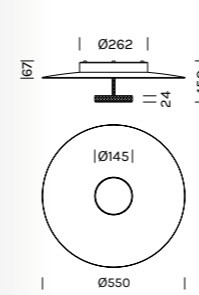
OVERFLY PLUS PL

Alluminio, plexiglass
Fascio verso l'alto

Aluminium, plexiglass
Light beam: upward-projected



BO



FLUENTIS

Design OLEV Design Lab

SOFFITTO - CEILING

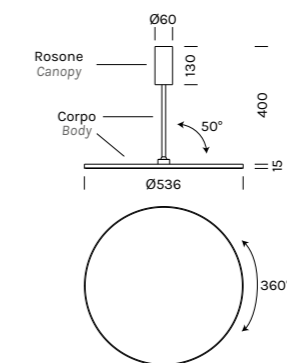


FLUENTIS



Ferro, plexiglass
Fascio di luce verso l'alto, direzionabile

Iron, plexiglass
Light beam: upward-projected, adjustable



KINETIKA

Design Marc Sadler

Registered Design


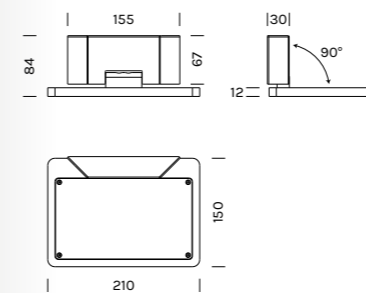
PARETE - WALL



KINETIKA

Alluminio, ferro, plexiglass
Fascio di luce verso l'alto, direzionabile

Aluminum, iron, plexiglass
Light beam: upward projected, adjustable



BEAM MASTER COLLECTION

Design Marc Sadler

Registered Design

SOFFITTO - CEILING




BEAM MASTER COLLECTION



LUCE FOCALIZZATA
FASCIO DI LUCE ORIENTABILE
AMPIA GAMMA DI MISURE, POTENZE E FINITURE

FOCUSED LIGHT BEAM
ADJUSTABLE BEAM ANGLE
AVAILABLE IN A WIDE RANGE OF SIZES,
WATTAGES AND FINISHES

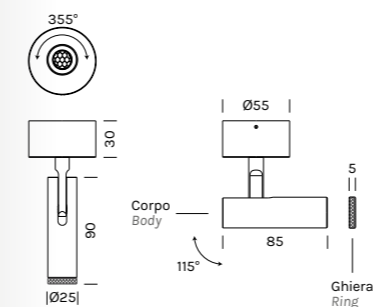
BEAM MASTER Ø25



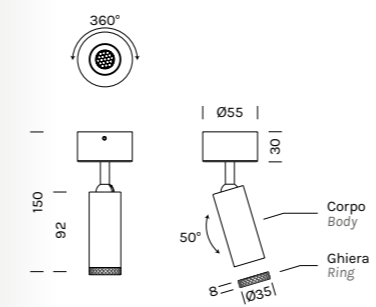
BEAM MASTER Ø25 - 35

Alluminio
Fascio di luce orientabile

Aluminum
Light beam: adjustable




BEAM MASTER Ø25



BEAM MASTER Ø35

BEAM MASTER Ø35



BEAM MASTER Ø60



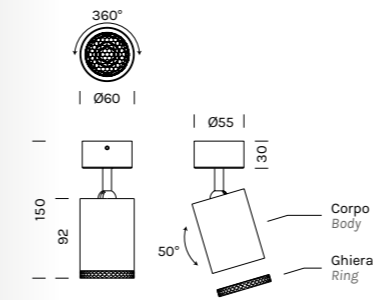

BEAM MASTER Ø80



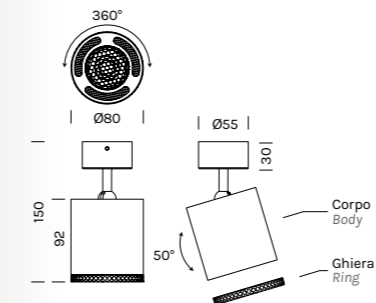
BEAM MASTER Ø60 - 80

Alluminio
Fascio di luce orientabile

Aluminum
Light beam: adjustable




BEAM MASTER Ø60



BEAM MASTER Ø80

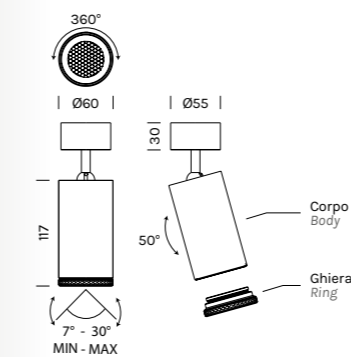
BEAM MASTER Ø60 ZUMMY



BEAM MASTER Ø60 ZUMMY

Alluminio
Fascio di luce orientabile

Aluminum
Light beam: adjustable



BEAM MASTER Ø60 ZUMMY

Beam Master 60 Zummy è un faretto orientabile con fascio di luce regolabile. Ruotando la ghiera è possibile infatti mantenere costante la larghezza del fascio luminoso anche se la lampada è posta a diverse altezze di soffitto.

Beam Master 60 Zummy is an adjustable spotlight with adjustable light beam. By turning the ring it's possible to keep the width of the light beam constant even if the lamp is placed at different ceiling heights.

BEAM MASTER Ø35 230V

Design Marc Sadler

Registered Design

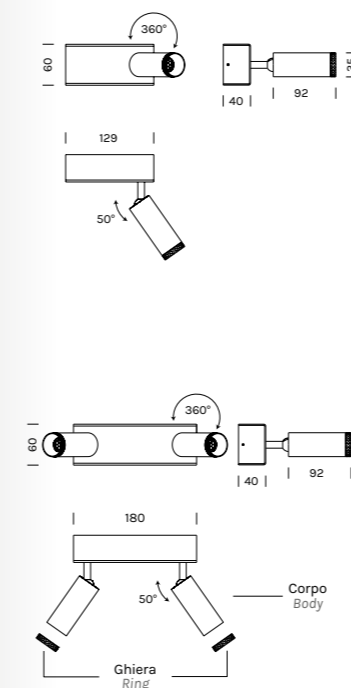
SOFFITTO - CEILING



BEAM MASTER Ø35 230V

Ottone
Fascio di luce orientabile

Brass
Light beam: adjustable



EYE COLLECTION

Design Filippo Cannata

Registered Design

PARETE - WALL
SOFFITTO - CEILING



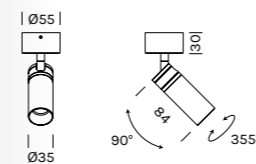
EYE SPOT



EYE SPOT

Alluminio
Fascio di luce orientabile

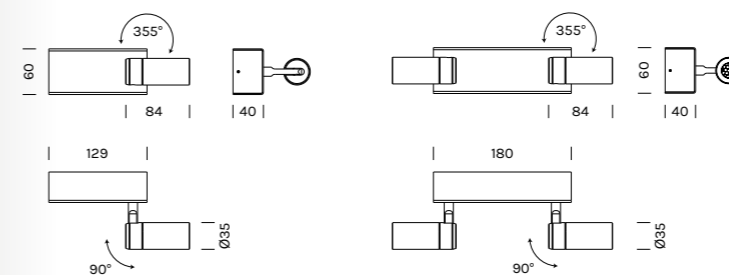

Aluminum
Light beam: adjustable



EYE SPOT 230V




EYE SPOT 230V



SHINE SPOT COLLECTION

Design OLEV Design Lab

PARETE - WALL
SOFFITTO - CEILING



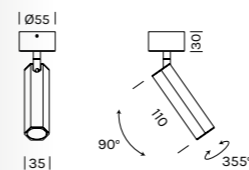

SHINE SPOT



SHINE SPOT

Ottone
Fascio di luce orientabile

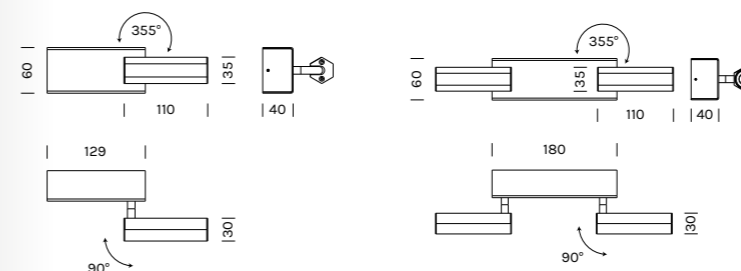

Brass
Light beam: adjustable



SHINE SPOT 230V



SHINE SPOT 230V



OLORFLEX


PARETE - WALL




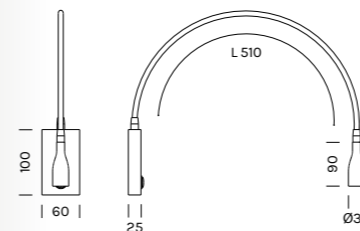
OLORFLEX

Ferro, tessuto
Fascio di luce orientabile

Iron, fabric
Light beam: adjustable



TMA TNE TCR



SHINE PLUMAGE AP

Design Michele Marcon

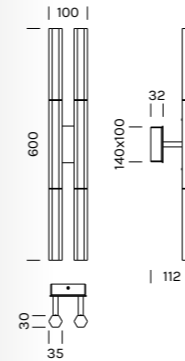

PARETE - WALL



SHINE PLUMAGE AP

Ottone, plexiglass, piume decorative
Fascio di luce diffuso

Brass, plexiglass, decorative feathers
Light beam: projected diffused



SLIGHT AP
Design Massimo Tonetto
Registered Design

PARETE - WALL

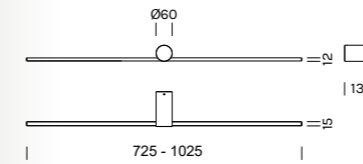





SLIGHT AP

Alluminio
Fascio di luce verso il basso

Aluminium
Light beam: downward-projected



TIMELINE

Design OLEV Design Lab

Registered Design

PARETE - WALL


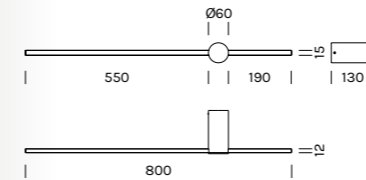


210

TIMELINE

Alluminio, ferro
Fascio di luce indiretto

Aluminum, iron
Light beam: indirect



211

ZEN

Design OLEV Design Lab

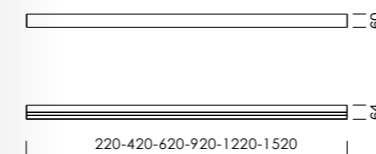

PARETE - WALL



ZEN

Alluminio
Fascio di luce verso l'alto e verso il basso

Aluminum
Light beam: upward and downward-projected



TAB LED

Design OLEV Design Lab

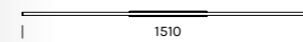
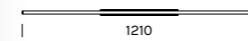
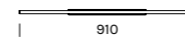
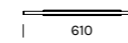

PARETE - WALL



TAB LED

Ferro
Fascio di luce diffuso


Iron
Light beam: diffused



MERCEDES PL

Design OLEV Design Lab

SOFFITTO - CEILING




CONFORME ALL'ILLUMINAZIONE
DI POSTAZIONI LAVORO E UFFICI

COMPLIANT WITH THE WORKSTATION
AND OFFICE LIGHTING STANDARDS

MERCEDES PL


Alluminio
Fascio di luce verso il basso

Aluminum
Light beam: downward-projected



BI

NG



LA PALLINA AP

Design Beppe Tizian

Registered Design

PARETE - WALL



218

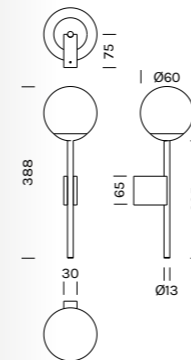
LA PALLINA AP

Alluminio e vetro
Fascio di luce diffuso

Aluminum and glass
Light beam: diffused



NO



219

PLORIT AP

Design Massimo Tonetto


PARETE - WALL



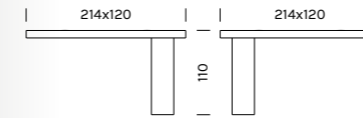
PLORIT AP

Alluminio
Fascio di luce verso l'alto

Aluminum
Light beam: upward-projected



NO



PIPE PL

Design OLEV Design Lab

SOFFITTO - CEILING





PIPE PL

Ferro
Fascio di luce verso il basso

Iron
Light beam: downward-projected



CIDI AP

Design Marc Sadler

Registered Design

PARETE - WALL



CIDI AP

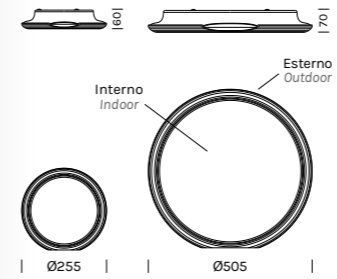





CIDI AP

Ferro
Fascio di luce diffuso

Iron
Light beam: diffused



CIDI PL

Design Marc Sadler

Registered Design

SOFFITTO - CEILING



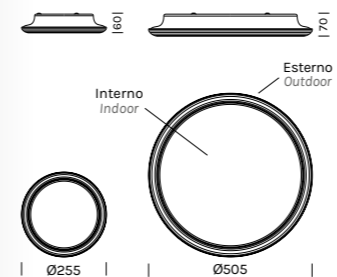
CIDI PL

Ferro
Fascio di luce diffuso verso il basso

Iron
Light beam: downward-projected diffused




BI/BIL OR/BV



TURN

Design OLEV Design Lab

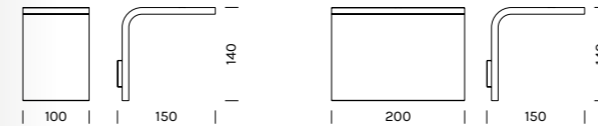

PARETE - WALL



TURN

Alluminio
Fascio di luce verso l'alto

Aluminum
Light beam: upward-projected



INDOOR

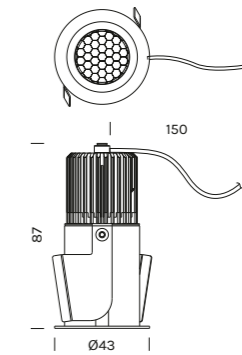

**LAMPADE DA
SOFFITTO INCASSO**

BUILT-IN
CEILING LAMPS

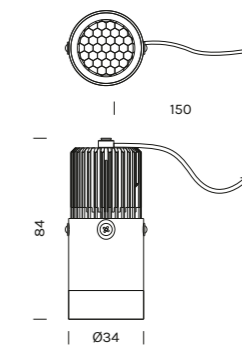
TINY
Design Filippo Cannata

PICCOLE DIMENSIONI, ELEVATA POTENZA
SMALL DIMENSIONS, HIGH-POWER

TINY



TINY GHOST



TINY ADJUSTABLE

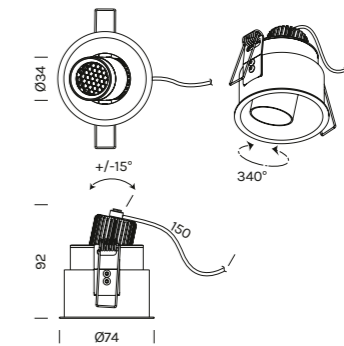

Design Filippo Cannata

Tiny Adjustable è un faretto da incasso orientabile, pensato per garantire il massimo comfort visivo grazie all'ottica recessa e al filtro a nido d'ape.

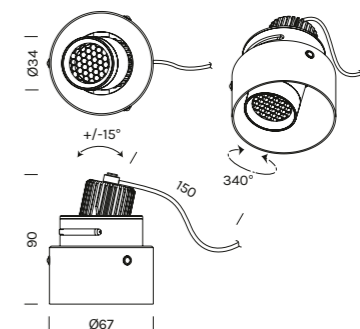

Tiny Adjustable is an adjustable recessed spotlight, designed to guarantee the best possible visual comfort thanks to the recessed light source and the honeycomb grid.



TINY ADJUSTABLE



TINY ADJUSTABLE GHOST



INDOOR
LAMP
DA TAVOLO
TABLE LAMPS
OR

ANTARTIC

Design Marc Sadler

Registered Design



DESIGN CONTEMPORANEO
LUCE SOFFUSA
ELEVATO COMFORT VISIVO

CONTEMPORARY DESIGN
SOFT DIFFUSED LIGHT
HIGH VISUAL COMFORT

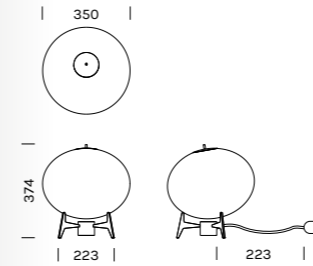





ANTARTIC

Vetro soffiato a bocca e ferro
Fascio di luce diffuso

Mouth-blown glass and iron
Light beam: diffused



LA PALLINA

Design Massimo Broglio

Registered Design



DESIGN MINIMALE
LUCE DIFFUSA E DIMMERABILE
CONTROLLO CON SISTEMA TOUCH


MINIMAL DESIGN
DIFFUSED AND DIMMABLE LIGHT
TOUCH-SENSITIVE CONTROL




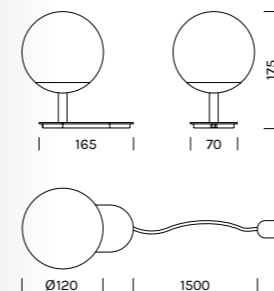
LA PALLINA

Alluminio e vetro
Fascio di luce diffuso
Touch dimmer

Aluminum and glass
Light beam: diffused
Dimmer touch



NA



TEE


Design Marc Sadler



WIRELESS
BASE MAGNETICA
LUCE DIMMERABILE

WIRELESS
MAGNETIC BASE
DIMMABLE LIGHT





TEE

Alluminio, plexiglass
Fascio di luce verso il basso

Aluminium, plexiglass
Light beam: downward-projected



MAKÀ
Design Marc Sadler
Registered Design



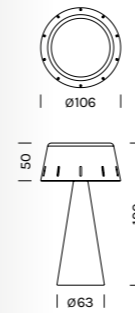

WIRELESS
LUCE DIMMERABILE
WIRELESS
DIMMABLE LIGHT



MAKÀ

Ferro, plexiglass
Fascio di luce verso il basso

Iron, plexiglass
Light beam: downward-projected



DRUM

Design Marc Sadler

Registered Design

WIRELESS
GAMBE IN LEGNO DI PERO
LUCE DIMMERABILE


WIRELESS
PEARWOOD LEGS
DIMMABLE LIGHT



DRUM

Alluminio, plexiglass, legno di pero
Fascio di luce verso il basso

Aluminium, plexiglass, pearwood
Light beam: downward-projected



FLAMINGO T

Design Marc Sadler


Registered Design



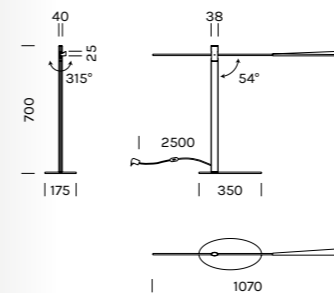
FLAMINGO T

Ferro
Fascio di luce orientabile

Iron
Light beam: adjustable



BV



Lampada a LED snodabile dalla linea essenziale. Il braccio in carbonio, snodabile a 120° sull'asse verticale, e la testa, rotante di 175°, consentono di orientare il fascio luminoso in base alle specifiche esigenze dell'ambiente.

LED swing lamp with minimal design. The swing arm moving through a range of 120° on the vertical axis and the head rotating up to 175° allow to adjust the light beam according to the specific requirements of any environment.

INDOOR
LAMP
DA TERRA
FLOOR LAMPS

TRISEL PT
Design _blank design studio

VETRO CANNETTATO
DETTAGLI ZIGRINATI

FLUTED GLASS
KNURLED ENGRAVINGS

262


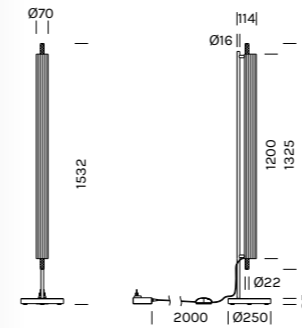
263



TRISEL PT

Alluminio, vetro borosilicato, marmo
Fascio di luce diffuso

Aluminum, borosilicate glass, marble
Light beam: diffused



TERRA&LUNA PT

Design Andrea Lanaro

Registered Design

VETRO SOFFIATO A BOCCA
MOUTH-BLOWN GLASS



266




267



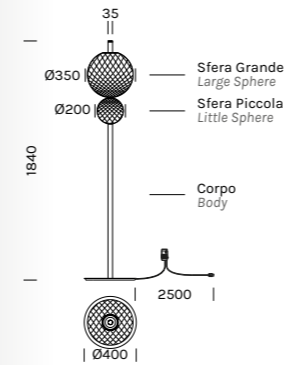
TERRA&LUNA PT

Alluminio e vetro soffiato a bocca
Fascio di luce diffuso verso l'alto


Aluminum and mouth-blown glass
Light beam: diffused upward-projected



BV BTM



THIRTIES
Design Elena Ogna
Registered Design






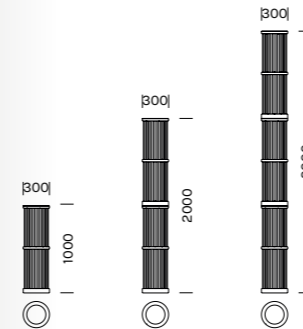
THIRTIES

Alluminio, plexiglass
Fascio di luce diffuso

Aluminum, plexiglass
Light beam: diffused



OR



Thirties è un'originale lampada da terra, dal design retrò, che diffonde una luce calda e piacevole. Il carattere decorativo di Thirties è dato da steli luminosi in plexiglass inseriti in cerchi metallici con finitura in oro ricco. Gli stessi steli sono arricchiti da pallini incisi sulla superficie grazie ad un'innovativa tecnologia laser.

Thirties is an original floor lamp that casts a warm and pleasant light. With its plexiglass stems inserted in metallic circles finished in rich gold, Thirties will add character to any room. The stems are also enriched by small dots engraved on the surface thanks to an innovative laser technology.



BOOM


Design Marc Sadler

Registered Design



DESIGN MINIMALE
FASCIO DI LUCE ORIENTABILE

MINIMAL DESIGN
ADJUSTABLE LIGHT BEAM



ADATTA AD AMBIENTI ANCHE MOLTO ALTI
SUITABLE EVEN FOR VERY HIGH ROOMS

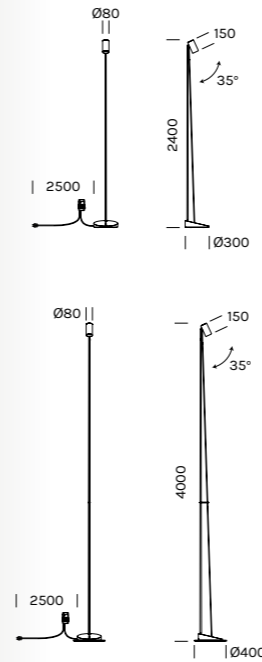





BOOM

Carbonio, marmo, alluminio
Fascio di luce orientabile

Carbon, marble, aluminium
Light beam: adjustable



JOINTED

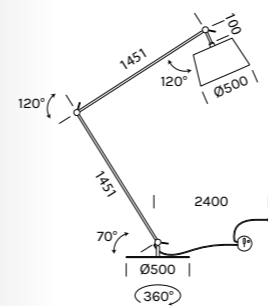
Design Massimo Broglio



JOINTED

Alluminio, ferro e tessuto
Fascio di luce diffuso verso il basso

Aluminum, iron and fabric
Light beam: downward-projected diffused



NAKED

Design Marc Sadler


Registered Design



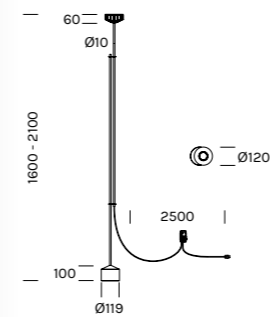
NAKED

Marmo e inox 316
Fascio di luce verso l'alto

Marble and stainless steel 316
Light beam: upward-projected



NA



FLAMINGO PT

Design Marc Sadler


Registered Design

ELEVATO COMFORT VISIVO
FASCIO LUMINOSO ORIENTABILE
HIGH VISUAL COMFORT
ADJUSTABLE BEAM ANGLE

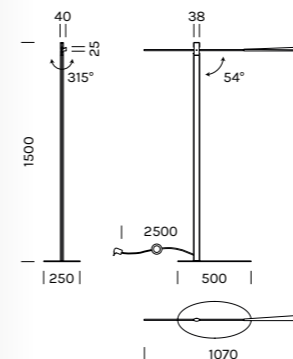
FLAMINGO PT

Alluminio
Fascio di luce orientabile

Aluminum
Light beam: adjustable



BV



Lampada a LED snodabile dalla linea essenziale. Il braccio in carbonio, snodabile a 120° sull'asse verticale, e la testa, rotante di 175°, consentono di orientare il fascio luminoso in base alle specifiche esigenze dell'ambiente.

LED swing lamp with minimal design. The swing arm moving through a range of 120° on the vertical axis and the head rotating up to 175° allow to adjust the light beam according to the specific requirements of any environment.

CRANE

Design OLEV Design Lab

Registered Design



286

DOPPIA FONTE DI LUCE
DIMMERAZIONE TOUCH

DOUBLE LIGHT SOURCE
TOUCH DIMMING SYSTEM




287



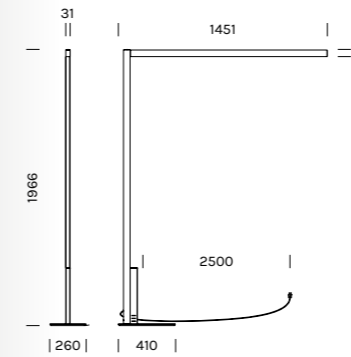
CRANE

Alluminio
Fascio di luce verso l'alto e verso il basso

Aluminum
Light beam: upward and downward-projected



NA



PLORIT PT
Design Massimo Tonetto



PLORIT PT

Alluminio
Fascio di luce verso l'alto

Aluminum
Light beam: upward-projected



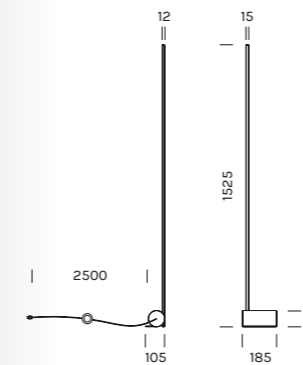

SLIGHT PT
Design Massimo Tonetto



SLIGHT PT

Alluminio e ferro
Fascio di luce verso l'alto

Aluminum and iron
Light beam: upward-projected



TOP

Design Marc Sadler

Registered Design





294

TOP

Ferro
Fascio di luce verso l'alto

Iron
Light beam: upward-projected



295

INDOOR

INDOOR
**LAMPADE DA
BINARIO**
TRACK LAMPS

DOOR

ORR

BEAM MASTER TRACK 48V COLLECTION

Design Marc Sadler

Registered Design



298




LUCE FOCALIZZATA
FASCIO DI LUCE ORIENTABILE
AMPIA GAMMA DI MISURE, POTENZE E FINITURE

FOCUSED LIGHT BEAM
ADJUSTABLE BEAM ANGLE
AVAILABLE IN A WIDE RANGE OF SIZES,
WATTAGES AND FINISHES



299



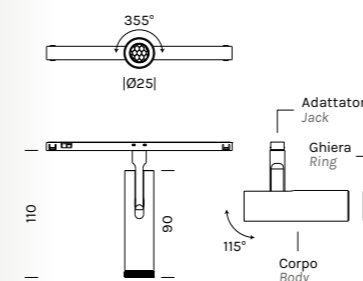
Richiede binario micro track
Requires micro track



BEAM MASTER TRACK 48V Ø25

Alluminio
Fascio di luce orientabile

Aluminum
Light beam: adjustable



Beam Master Track 25 è una serie di faretto spot a LED orientabili del diametro di soli 25mm, disponibili in diverse finiture di superficie. Il corpo è ricavato con lavorazione dal pieno, senza ricorrere quindi a stampi o pressofusioni.

Beam Master Track 25 is a series of adjustable LED spotlights with a diameter of just 25mm, available in different surface finishes. The body is machined from solid, without resorting to molds or die-castings.


BEAM MASTER TRACK 48V Ø35



BEAM MASTER TRACK 48V Ø60



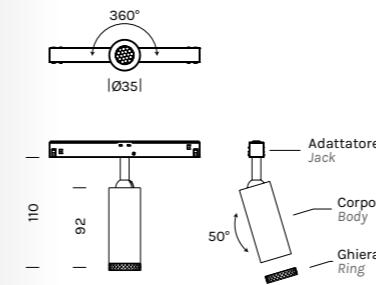
BEAM MASTER TRACK 48V Ø80



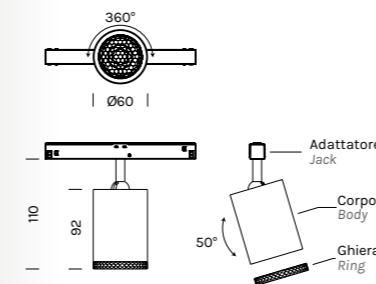
BEAM MASTER TRACK 48V Ø 35 - 60 - 80

Alluminio
Fascio di luce orientabile

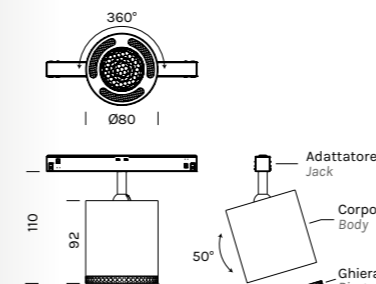
Aluminum
Light beam: adjustable



BEAM MASTER TRACK 48V Ø35



BEAM MASTER TRACK 48V Ø60




BEAM MASTER TRACK 48V Ø80

Beam Master Track è una serie di faretto spot a LED orientabili disponibili in diverse finiture di superficie. Il corpo è ricavato con lavorazione dal pieno, senza ricorrere quindi a stampi o pressofusioni.

Beam Master Track is a series of adjustable LED spotlights, available in different surface finishes. The body is machined from solid, without resorting to molds or die-castings.

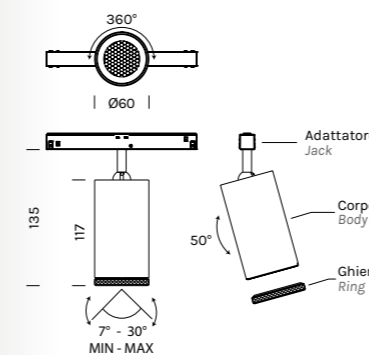
BEAM MASTER TRACK 48V Ø60 ZUMMY



BEAM MASTER TRACK 48V Ø60 ZUMMY

Alluminio
Fascio di luce orientabile

Aluminum
Light beam: adjustable



BEAM MASTER TRACK 48V Ø60 ZUMMY

Beam Master Track 60 Zummy è un faretto orientabile con fascio di luce regolabile. Ruotando la ghiera è possibile infatti mantenere costante la larghezza del fascio luminoso anche se la lampada è posta a diverse altezze di soffitto. La ghiera è impreziosita da incisioni godronate.

Beam Master Track 60 Zummy is an adjustable spotlight with adjustable light beam. By turning the ring it's possible to keep the width of the light beam constant even if the lamp is placed at different ceiling heights. The ring is enriched with knurled engravings.

EYE SPOT TRACK 48V

Design Filippo Cannata

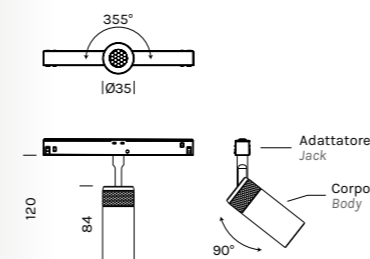

Registered Design



EYE SPOT TRACK 48V

Alluminio
Fascio di luce orientabile


Aluminum
Light beam: adjustable



OVERFLY TRACK 48V

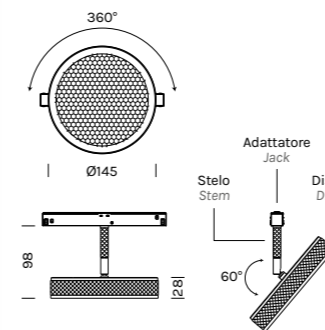

Design Marc Sadler

Registered Design



Alluminio, plexiglass
Fascio di luce verso il basso

Aluminium, plexiglass
Light beam: downward-projected



SHINE SPOT TRACK 48V

Design OLEV Design Lab

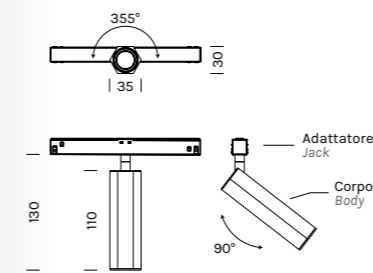



310

SHINE SPOT TRACK 48V

Ottone
Fascio di luce orientabile

Brass
Light beam: adjustable



311

LA PALLINA TRACK 48V


Design OLEV Design Lab



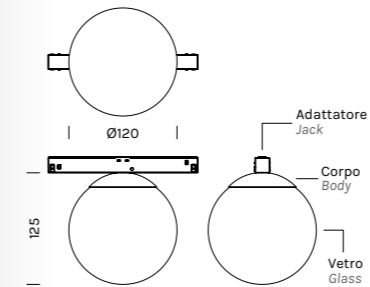
LA PALLINA TRACK 48V

Alluminio e vetro soffiato opalino
Fascio di luce diffuso

Aluminum and opal blown-glass
Light beam: diffused



NO



BEAM MASTER TRACK 230V

Design Marc Sadler

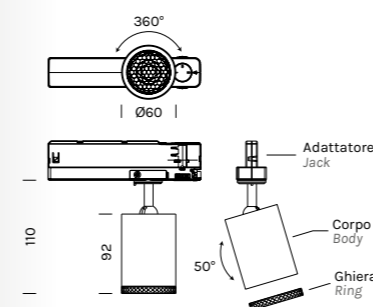
Registered Design



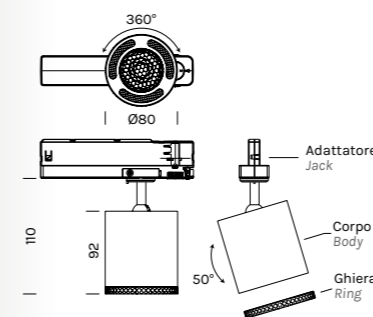
BEAM MASTER TRACK 230V Ø60 - 80

Alluminio
Fascio di luce orientabile

Aluminum
Light beam: adjustable



BEAM MASTER TRACK 230V Ø60



BEAM MASTER TRACK 230V Ø80

OUTDOOR
DESIGN
FOR

OUTDOOR
**LAMPADE DA
PARETE
WALL LAMPS**

MARKIL

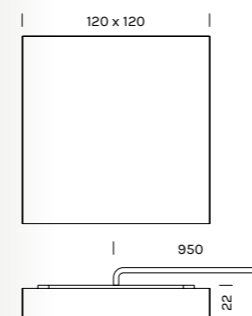

Design Marc Sadler

Registered Design

MARKIL


Alluminio
Fascio di luce verso il basso

Aluminum
Light beam: downward-projected



Markil è un faretto segnapasso da parete. A differenza dei comuni faretti da incasso a parete, Markil può essere fissato sulle comuni scatole elettriche 503 senza la necessità di una controcassa apposita.

Markil is a recessed wall step light. Markil does not require an outer casing, as it can be mounted directly into the 503 junction boxes.





320



321

UP&DOWN

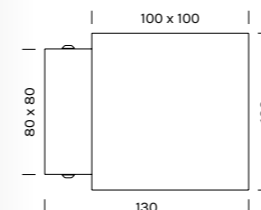

Design OLEV Design Lab



UP&DOWN

Alluminio
Fascio di luce verso l'alto e verso il basso

Aluminum
Light beam: upward and downward-projected



OUTDOOR
LAMP
LAMP
LAMP

OUTDOOR
**LAMPADE DA
SOFFITTO INCASSO**
BUILT-IN
CEILING LAMPS

MINI DOT DOWN LIGHT


Design Filippo Cannata



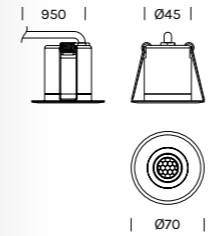
MINI DOT DOWN LIGHT

Alluminio, inox 316 e vetro
Fascio di luce verso il basso

Aluminum, stainless steel 316 and glass
Light beam: downward-projected



Al



MAXI DOT DOWN LIGHT

Design Filippo Cannata


Registered Design



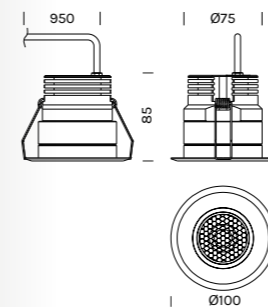
MAXI DOT DOWN LIGHT

Alluminio, inox 316 e vetro
Fascio di luce verso il basso

Aluminum, stainless steel 316 and glass
Light beam: downward-projected



Al



OUTDOOR
DESIGN
ROOMS

OUTDOOR
**LAMPADE
DA TERRA**
FLOOR LAMPS

PEPITO

Design Lo Studio Mammini Candido

PICCOLE ED ELEGANTI
PIETRE PREZIOSE
CHE ILLUMINANO IL VIALE

LITTLE, ELEGANT
PRECIOUS GEMSTONES
THAT LIGHT UP THE WAY



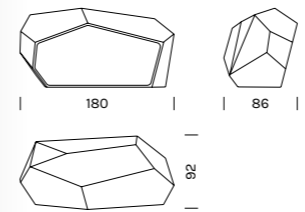
PEPITO

Alluminio, plexiglass
Fascio di luce verso il basso

Aluminum, plexiglass
Light beam: downward-projected



AA BA NA



ZOELLA

Design Lo Studio Mammini Candido

Registered Design



DESIGN INEDITO
3 ALTEZZE DIVERSE

UNIQUE AND REFINED
LAMP DESIGN
3 DIFFERENT HEIGHTS






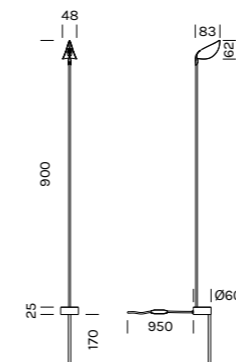
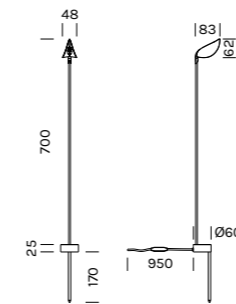
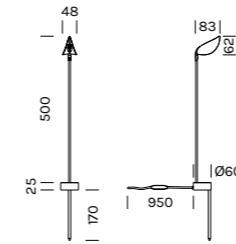
ZOELLA

Alluminio
Fascio di luce verso il basso

Aluminum
Light beam: downward-projected



BA



SPREAD

Design OLEV Design Lab

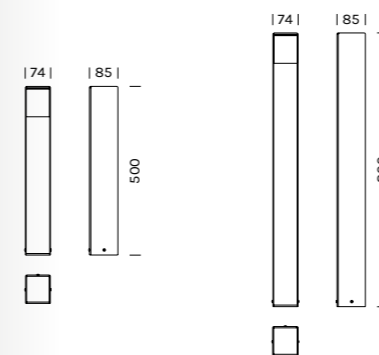

Registered Design



SPREAD

Acciaio inox
Fascio di luce verso il basso

Stainless steel
Light beam: downward-projected



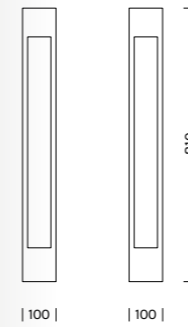

TORCH
Design OLEV Design Lab



TORCH

Acciaio inox
Fascio di luce diffuso verso il basso

Stainless steel
Light beam: downward-projected diffused



GROUNDING

Design Harry Thaler


Registered Design



GROUNDING

Acciaio inox
Fascio di luce verso il basso

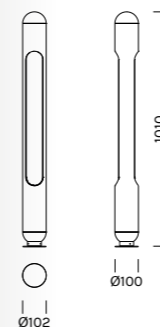
Stainless steel
Light beam: downward-projected



AI

AN

RU



CEMENTO

Design Roberto Lanaro e Luca Toniolo



DIFFONDE LUCE E SUONO
DETTAGLI ELEVATI DELL'AUDIO ANCHE A BASSO VOLUME
DIFFUSIONE DEL SUONO A 360°

SPREADS LIGHT AND SOUND
HIGH AUDIO DETAILS EVEN AT LOW VOLUMES
360° SOUND DIFFUSION

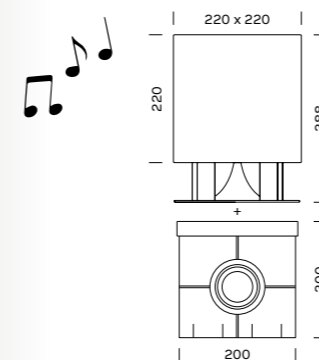




CEMENTO

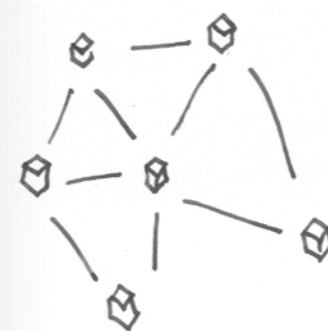
Cemento
Fascio di luce verso il basso

Concrete
Light beam: downward-projected



Lampada da esterno in cemento progettata per diffondere contemporaneamente luce LED e suono.

Concrete outdoor lamp designed to spread LED light and sound simultaneously.



Potrai installare Cemento sia come dispositivo singolo, o combinando più unità.

You can install Cemento both as a single unit, or by connecting more than one lamp.



Dettagli elevati del segnale audio anche a basso volume, per un ascolto vivace che non disturba le conversazioni. Alta qualità in rapporto alle dimensioni contenute del sistema audio. Suono a 360°.

Crystal clear sound even at a very low volume, so the music won't drown out conversations. Stunning sound quality through a surprisingly compact speaker. 360° listening experience.

STEP LINE

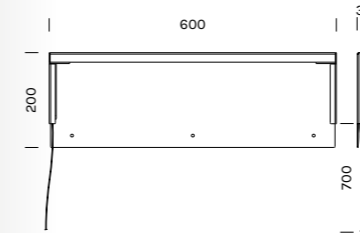



350

STEP LINE

Acciaio inox
Fascio di luce verso il basso

Stainless steel
Light beam: downward-projected



351

MAXI DOT SPOT

Design Filippo Cannata

Registered Design




352

FASCIO DI LUCE ORIENTABILE
DIRETTAMENTE APPLICABILE NEL TERRENO
ALTISSIMA RESA CROMATICA

ADJUSTABLE BEAM ANGLE
DIRECT IN-GROUND INSTALLATION
HIGH COLOUR RENDERING INDEX



353

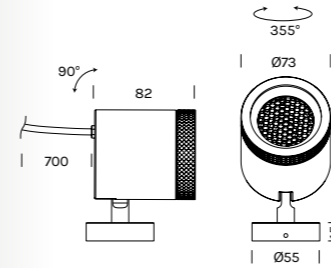



354

MAXI DOT SPOT

Alluminio e vetro
Fascio di luce orientabile

Aluminum and glass
Light beam: adjustable



355

MINI DOT SPOT

Design Filippo Cannata

Registered Design



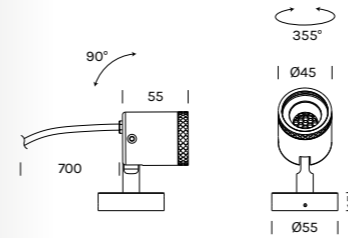



358

MINI DOT SPOT

Alluminio e vetro
Fascio di luce orientabile

Aluminum and glass
Light beam: adjustable



359

OUTDOOR
DESIGN
FOR

OUTDOOR

**LAMPADE DA
TERRA INCASSO**

**BUILT-IN
FLOOR LAMPS**

MAXI DOT UP LIGHT


Design Filippo Cannata




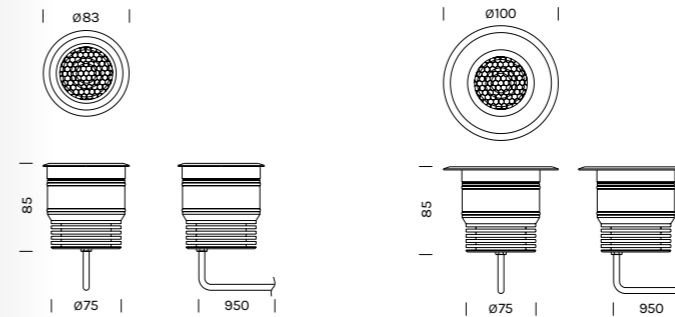
MAXI DOT UP LIGHT

Alluminio, acciaio inox 316 e vetro
Fascio di luce verso l'alto

Aluminum, stainless steel 316 and glass
Light beam: upward-projected



Al




MINI DOT UP LIGHT

Design Filippo Cannata

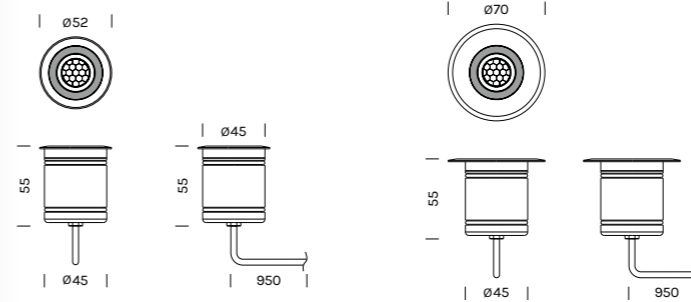
MINI DOT UP LIGHT

Alluminio, inox 316 e vetro
Fascio di luce verso l'alto

Aluminum, stainless steel 316 and glass
Light beam: upward-projected



Al



MINI DOT GLASS UP LIGHT

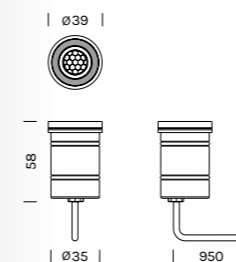

Design Filippo Cannata



MINI DOT GLASS UP LIGHT

Alluminio e vetro
Fascio di luce verso l'alto

Aluminum and glass
Light beam: upward-projected





OLEV S.r.l.
via del Progresso, 40
36064 Colceresa (VI)
ITALY
T +39 0424 411 403
info@olevlight.com
olevlight.com

Si ricorda che il documento di riferimento per tutte le dimensioni dettagliate, finiture e dati tecnici è il Listino che viene periodicamente aggiornato.

I disegni, le quote, i materiali ed i colori ivi riportati si intendono a titolo indicativo. Nell'interesse della clientela, OLEV si riserva il diritto di apportare modifiche in ogni momento senza l'obbligo di preavviso. È vietata la riproduzione, anche parziale, di questo documento.

Please note that all detailed dimensions, finishes and technical data can be found in the Price List which is periodically updated.

The drawings, dimensions, materials and colours in this book are for informational purposes only. In the interest of its customers, OLEV reserves the right to make changes at any time without prior warning. Reproduction, even partial, of this book is prohibited.



OLEVLIGHT.COM